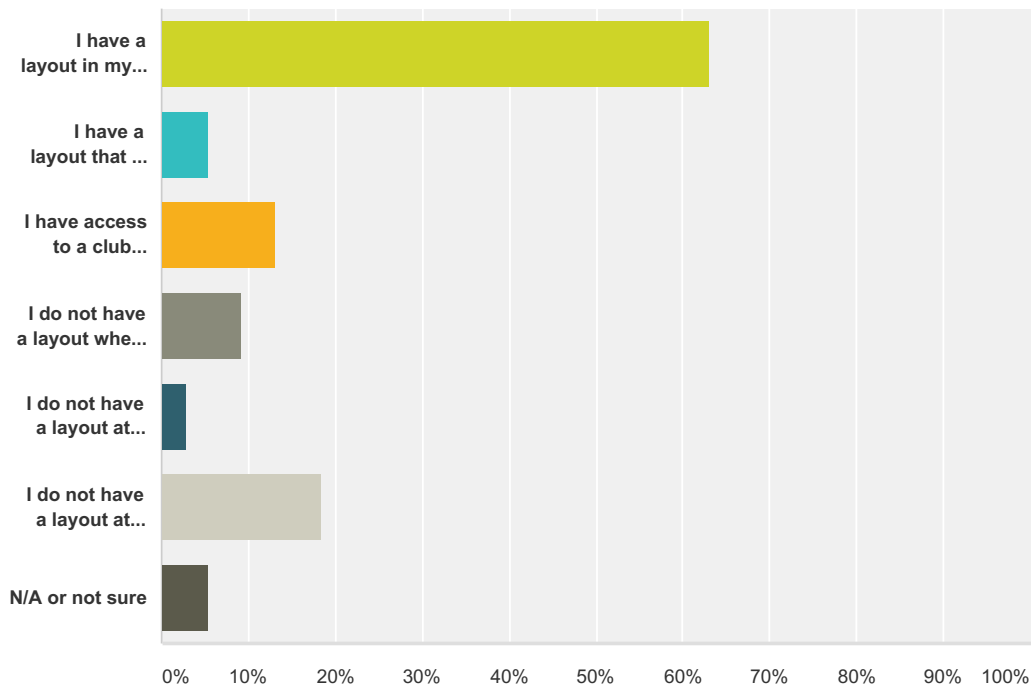


Q1 Do you have access to use of a Layout? Limit choices to best answers - max of 3.

Answered: 206 Skipped: 1



Answer Choices	Responses
I have a layout in my home	63.11% 130
I have a layout that is NOT in my home (ie business, club, etc)	5.34% 11
I have access to a club layout (a layout I share but do not own)	13.11% 27
I do not have a layout where I have operating rights.	9.22% 19
I do not have a layout at home, but am planning to build one in the next 3 months.	2.91% 6
I do not have a layout at home but plan on building one in the next year	18.45% 38
N/A or not sure	5.34% 11
Total Respondents: 206	

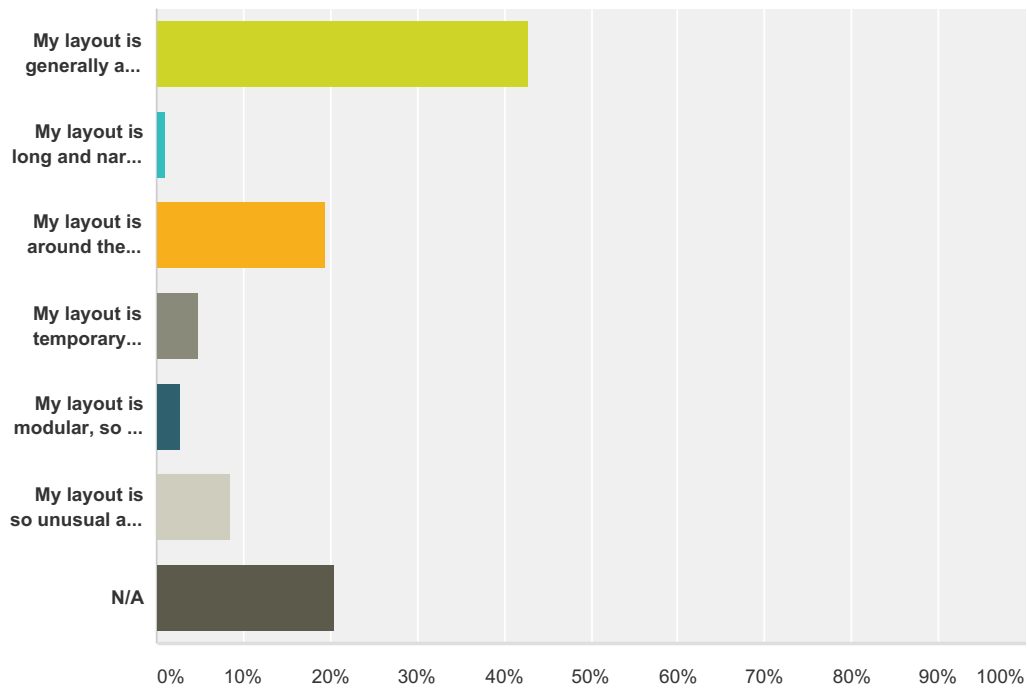
#	I do not fit in any catagory because:	Date
1	I do not have a layout at this time. I am not able to build a layout by my self because of physical limitation	3/21/2014 6:21 PM
2	Have the table top made some track on it,planning a lay out	3/21/2014 8:06 AM
3	I collect butdo not run my trains	3/20/2014 1:53 PM
4	I am retired, only clubs 45 mile runs HO I have O guage that runs one isover 100 miles way	3/20/2014 1:20 PM
5	I put up a holiday layout every year.	3/19/2014 11:05 PM
6	Dismantled a great layout when we built a new home. Am now slowly building a new one but it'll take a lot longer than three months!	3/19/2014 9:56 PM
7	I collect and do not run my trains/ set up temporary layout at Christmas	3/19/2014 9:25 PM

Tell LCCA Poll Question #4

8	I have a seasonal layout for the holidays	3/19/2014 7:33 PM
9	Carpet Central really doesn't count but one is coming!	3/19/2014 6:42 PM
10	I do not have a layout nor plan to build in the next year	3/19/2014 6:24 PM
11	I have bench work completed and three loops of the new Lionel FasTrak "S" gauge track to run Legacy American Flyer locomotives.. My layout is not progressing until Lionel's FasTrak switches become available.	3/19/2014 5:58 PM
12	Track on the floor - Part time.	3/18/2014 1:50 PM
13	I do not have a layout at all	3/17/2014 7:03 PM

Q2 What is the general configuration of your layout

Answered: 185 Skipped: 22



Answer Choices	Responses
My layout is generally a large rectangle (maybe with a spur for a siding)	42.70% 79
My layout is long and narrow (ie. a shelf layout)	1.08% 2
My layout is around the room, on walls with a center section for viewing and operations	19.46% 36
My layout is temporary and/or portable and I change it often	4.86% 9
My layout is modular, so it can be moved	2.70% 5
My layout is so unusual as to not fit into other definitions	8.65% 16
N/A	20.54% 38
Total	185

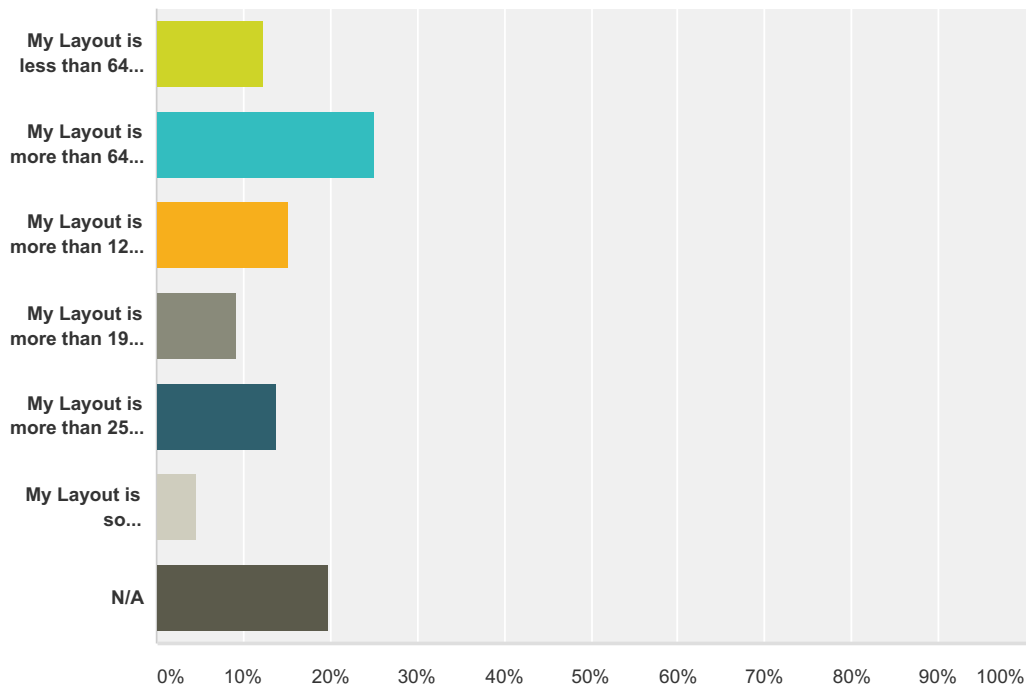
#	Other (please specify)	Date
1	Only have a layout around the Christmas tree. It is up for 3 months only.	3/24/2014 3:00 PM
2	outdoor	3/23/2014 9:01 AM
3	My Layout is 52' X24' and is "L" Shaped with the center open so that all parts of the layout can be reached.	3/21/2014 8:57 AM
4	Have table top around the room ,still planning. Do set up a modular (some what) 86" wide x96" long for a community special event.	3/21/2014 8:11 AM
5	In planning STAGES, BUT layout will be around the room on walls and on a multi-level center section.	3/20/2014 10:41 PM
6	have 4 layouts in our home plus run an outside double oval plus 1/4 mile 7 1/2 inch gauge narrow gauge.	3/20/2014 6:33 PM
7	14' x 20' and is U shaped with controls in center of the U.	3/20/2014 1:18 PM

Tell LCCA Poll Question #4

8	The layout I run on is a 20' by 40' U shape.	3/20/2014 10:54 AM
9	My layout is a double helix 18ft. x 6ft. x 7 ft.	3/20/2014 7:40 AM
10	My layout is on 3 levels and a twisted figure 8. It is operating with lots of sidings.	3/20/2014 5:33 AM
11	Layout is 20 x 44 with center and outside	3/19/2014 10:21 PM
12	Both ends pierce walls into attic space where three hidden passing sidings provide train storage tracks. Trains pass through room and turn around out of sight in the attics.	3/19/2014 10:00 PM
13	The CAMRC O-gauge layout is a rectangle, 20 x 26 feet.	3/19/2014 9:38 PM
14	five by nine	3/19/2014 6:27 PM
15	At the moment it is three rectangular loops on an 11' by 15' bench work.	3/19/2014 5:58 PM
16	3 sections - 1 4X8, 1 8X10, 1 2X10. The 4X8, and the 2X10 attach to the 8X10 with bridges.	3/19/2014 4:23 PM
17	My layout has 4 levels and lots of siding and switches	3/19/2014 4:11 PM
18	I am planning to build a modular layout.	3/19/2014 4:07 PM
19	Larger L shaped layout with double main lines, yard facilities, and two servicing locations.	3/18/2014 12:07 PM
20	I do not have a layout at this time. Space and money are my primary reasons.	3/18/2014 8:27 AM
21	L shaped and designed to fit in room of my basement	3/17/2014 6:18 PM
22	My layout is U shaped against one wall	3/17/2014 4:12 PM
23	My layout is an L-shape	3/17/2014 2:24 PM

Q3 Please identify the size of your layout in square feet (estimate if necessary)

Answered: 196 Skipped: 11



Answer Choices	Responses
My Layout is less than 64 Sq Ft (2 4x8 sheets)	12.24% 24
My Layout is more than 64 Sq Ft, but less than 128 Sq Ft (4 4x8 boards)	25.00% 49
My Layout is more than 128 Sq Ft but less than 192 Sq Ft (6 4x8 boards)	15.31% 30
My Layout is more than 192 Sq Ft, but less than 256 Sq Ft (8 4x8 boards)	9.18% 18
My Layout is more than 256 Sq Ft.	13.78% 27
My Layout is so unconventional in nature, it is hard to classify	4.59% 9
N/A	19.90% 39
Total	196

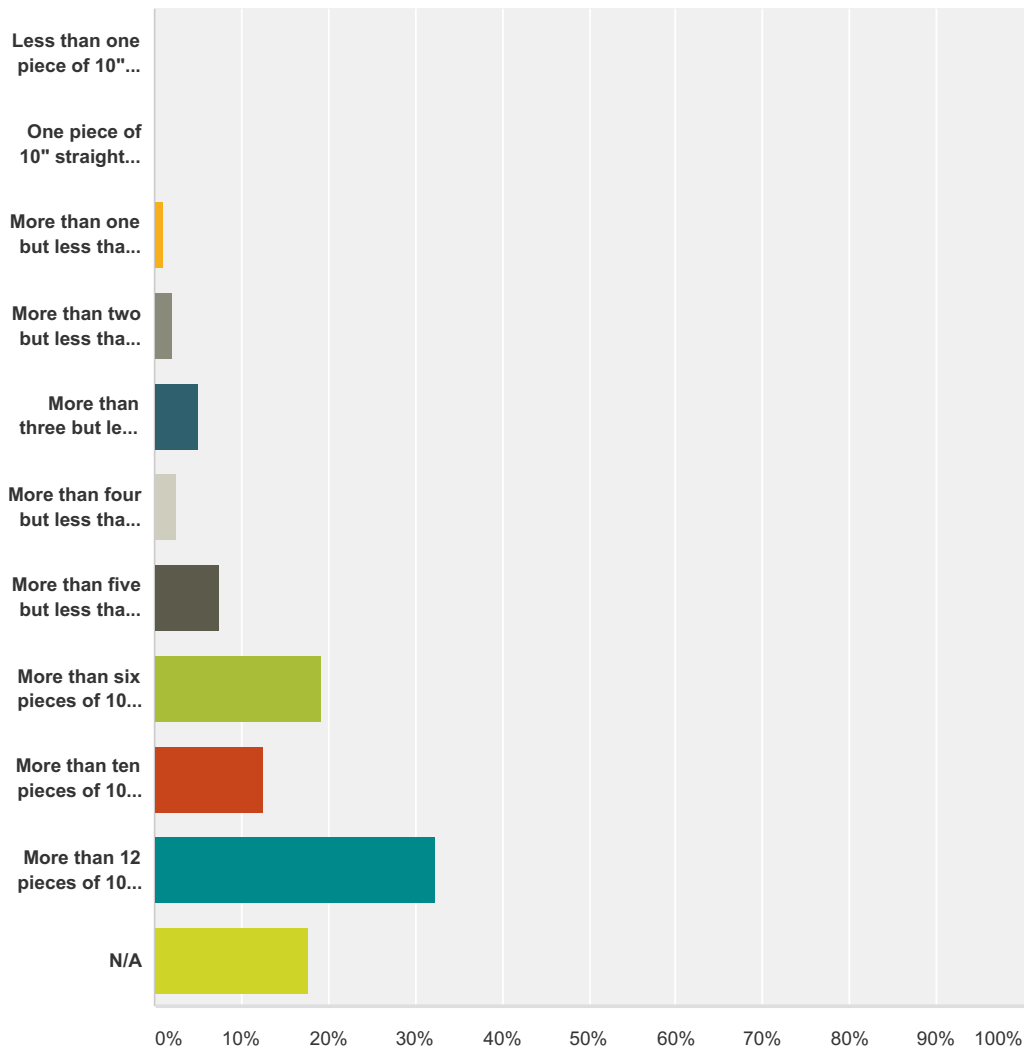
#	Other (please specify)	Date
1	outdoor	3/23/2014 9:01 AM
2	My layout is 5' x 10' on top of a pool table.	3/21/2014 11:28 AM
3	See question #3 on modular ,around the room 19" wide plywood maybe 18' wide x16' ?	3/21/2014 8:14 AM
4	About 900 S.F., layout in planning stages and may be a little bigger or smaller depending on final design.	3/20/2014 10:44 PM
5	15 x 16 feet with two walk ways in the middle	3/20/2014 3:43 PM
6	My present layout is made up of four 4 X 4 platforms and two 2 X 8 platforms. These are all mounted on casters for mobility and are held together with Irwin bar clamps. While I am in the process of remodeling my home flexibility and mobility are key. I call my layout the "Mobile Modular Carpet Central".	3/20/2014 11:07 AM

Tell LCCA Poll Question #4

7	The CAMRC O-gauge modular layout is 520 sq. feet.	3/19/2014 9:39 PM
8	1 4x8 sheet	3/19/2014 9:26 PM
9	as indicated5 by 9	3/19/2014 6:28 PM
10	6ft5inX10ft	3/19/2014 5:52 PM
11	See question 2	3/19/2014 4:24 PM
12	2ft by 20ft	3/19/2014 3:54 PM

Q4 What is the longest straight run on your layout - please choose closest answer

Answered: 198 Skipped: 9



Answer Choices	Responses
Less than one piece of 10" track -	0.00% 0
One piece of 10" straight track	0.00% 0
More than one but less than or equal two pieces of 10" track	1.01% 2
More than two but less than or equal three pieces of 10" track	2.02% 4
More than three but less than or equal four pieces of 10" track	5.05% 10
More than four but less than or equal five pieces of 10" track	2.53% 5
More than five but less than or equal six pieces of 10" track	7.58% 15
More than six pieces of 10" track (60 inches)	19.19% 38
More than ten pieces of 10" track	12.63% 25

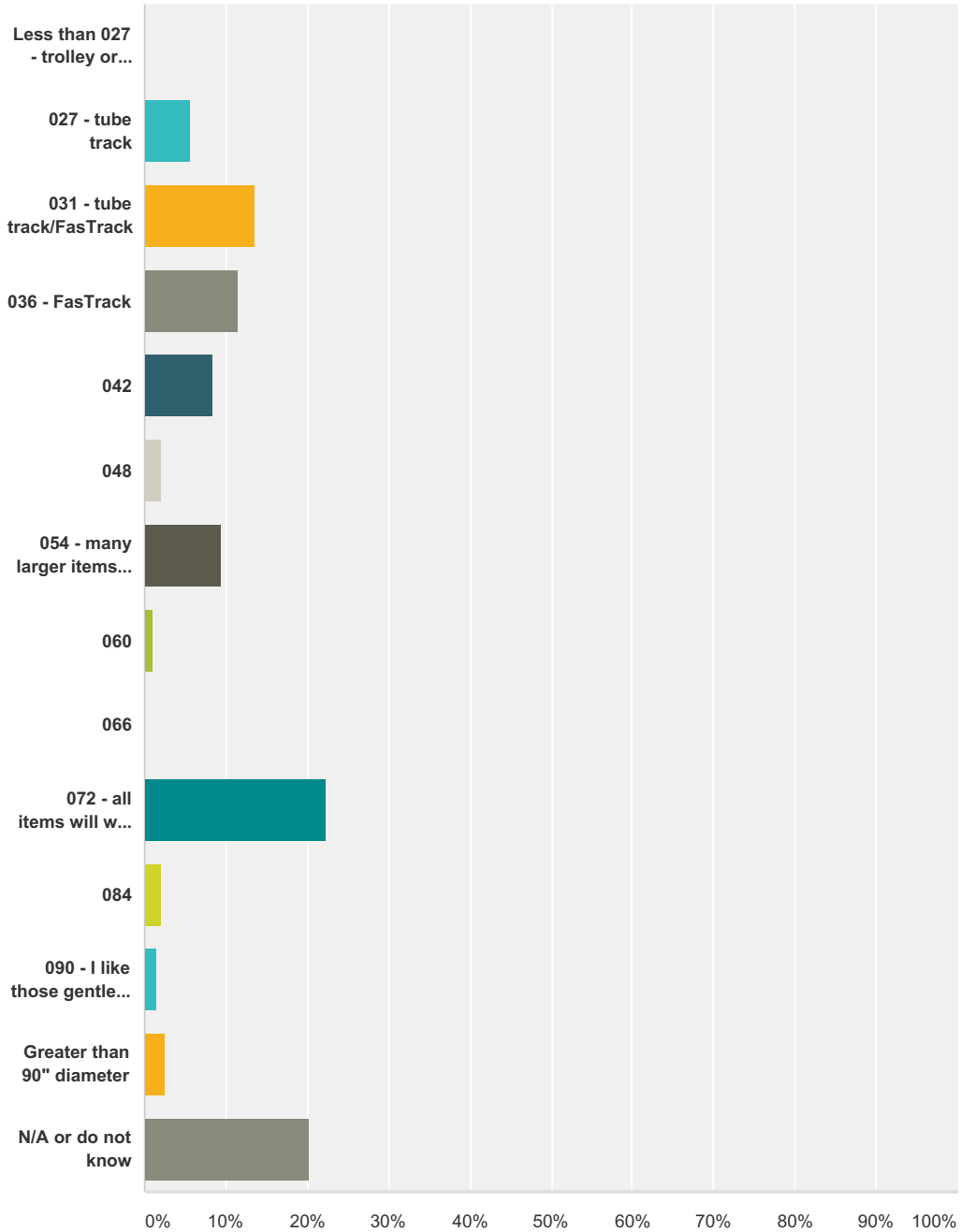
Tell LCCA Poll Question #4

More than 12 pieces of 10" straight track	32.32%	64
N/A	17.68%	35
Total		198

#	Other (please specify)	Date
1	.	3/21/2014 8:15 AM
2	About 48 pieces of 10" track.	3/20/2014 10:46 PM
3	My layout is under construction , high rail 23x 25 permanent in a climate controlled converted two car garage , 10' ceiling , rebuild/ test/ repair/parts bench area , multi control dimmable led lighting, linoleum flooring , several padded bar stool seating , once completed will be open to other LCCA members to visit & operate there own equipment if they so wish , I welcome visitors during the building process and ask questions , help out etc....	3/20/2014 3:37 PM
4	The longest straight runs on the CAMRC O-gauge modular layout are along the East and West sides; each side is comprised of three 6-foot modular sections (each section is equivalent to 10 pieces of 10" track). The total length of a side is 18 feet (equivalent to 30 pieces of 10" track).	3/19/2014 9:45 PM
5	Can't say as the track has not been laid yet	3/19/2014 5:53 PM
6	32ft	3/19/2014 4:12 PM
7	and will be double tracked when completed.	3/19/2014 4:08 PM
8	urban switch track	3/19/2014 3:55 PM

Q5 What is the tightest curve on your main line with the largest radius. Answer expressed in terms common track nomenclature. Chose that is closest to your situation.

Answered: 193 Skipped: 14



Answer Choices	Responses
Less than 027 - trolley or superstreets	0.00% 0

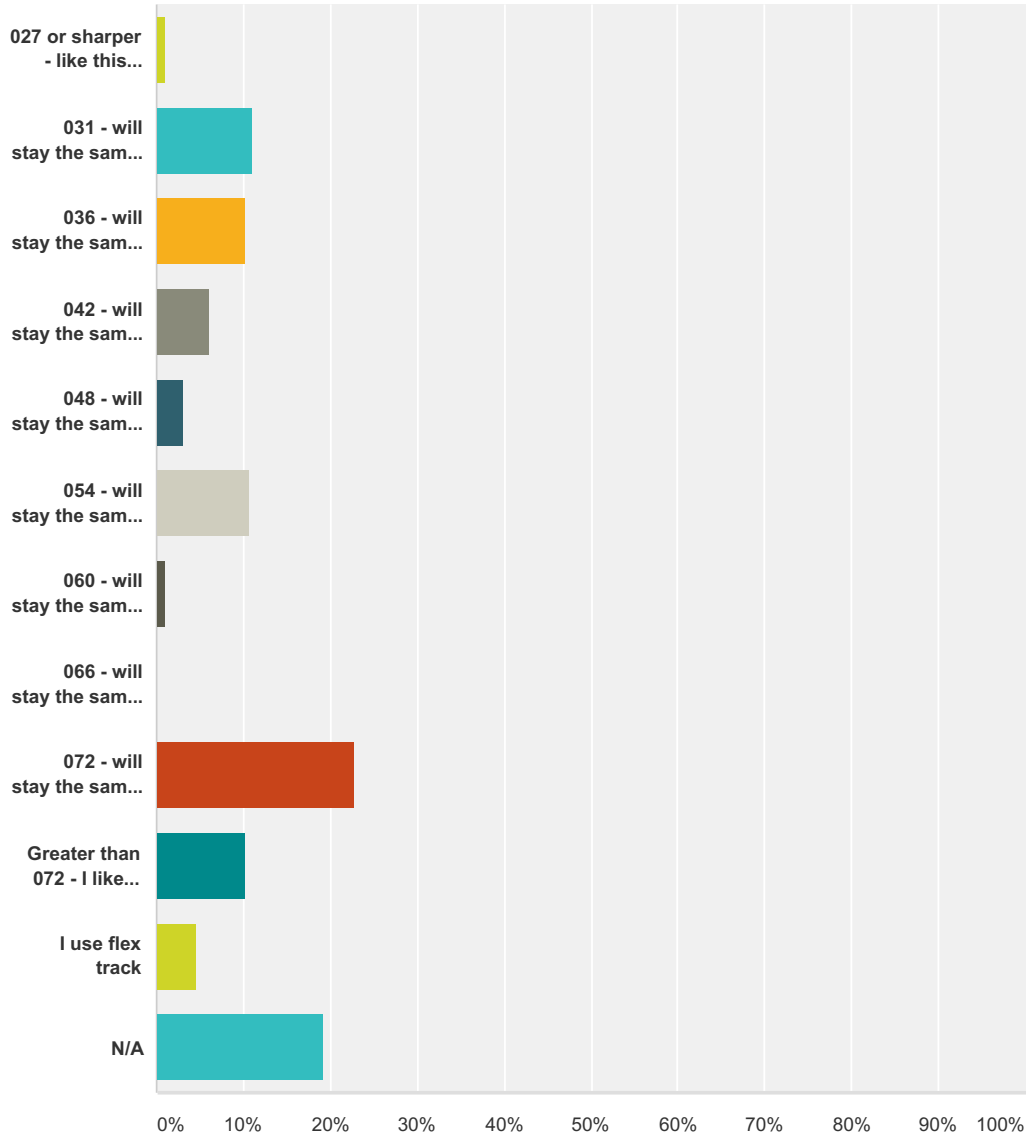
Tell LCCA Poll Question #4

027 - tube track	5.70%	11
031 - tube track/FasTrack	13.47%	26
036 - FasTrack	11.40%	22
042	8.29%	16
048	2.07%	4
054 - many larger items will work well on 054 curves	9.33%	18
060	1.04%	2
066	0.00%	0
072 - all items will work well on 072 - even the largest	22.28%	43
084	2.07%	4
090 - I like those gentle curves and have the room	1.55%	3
Greater than 90" diameter	2.59%	5
N/A or do not know	20.21%	39
Total		193

#	Other (please specify)	Date
1	have not laid out any curves yet	3/23/2014 9:05 AM
2	On modular standard "O" gauge think it is 036 ?	3/21/2014 8:17 AM
3	Super O	3/20/2014 4:48 PM
4	54 on outside line and 36 inch on the inside loop. Lot of 0 27 in the yards	3/20/2014 3:45 PM
5	Some 072 is used.	3/20/2014 10:58 AM
6	I do not understand the question.	3/19/2014 6:08 PM
7	I currently use Lionel FasTrack R20 Curve Track. I will be using the new Lionel FasTrack R27 Curve Track when it becomes available on some of my curves.	3/19/2014 5:58 PM
8	My layout will use 054 or 072	3/19/2014 5:55 PM
9	036 " Super O	3/19/2014 4:10 PM
10	036 - Super O Track	3/19/2014 3:29 PM
11	I have o-27, o-31 o-54 and 0-72 on my layout	3/17/2014 6:20 PM

Q6 Will I change the radius of curves on my next layout (or if I rebuild my current layout)? Estimate if using flex track. Choose best choice

Answered: 197 Skipped: 10



Answer Choices	Responses
027 or sharper - like this look/trolley/superstreets	1.02% 2
031 - will stay the same or move up from 027	11.17% 22
036 - will stay the same or move to FasTrack - want a little larger radius	10.15% 20
042 - will stay the same or move to 042	6.09% 12
048 - will stay the same or move to 048	3.05% 6

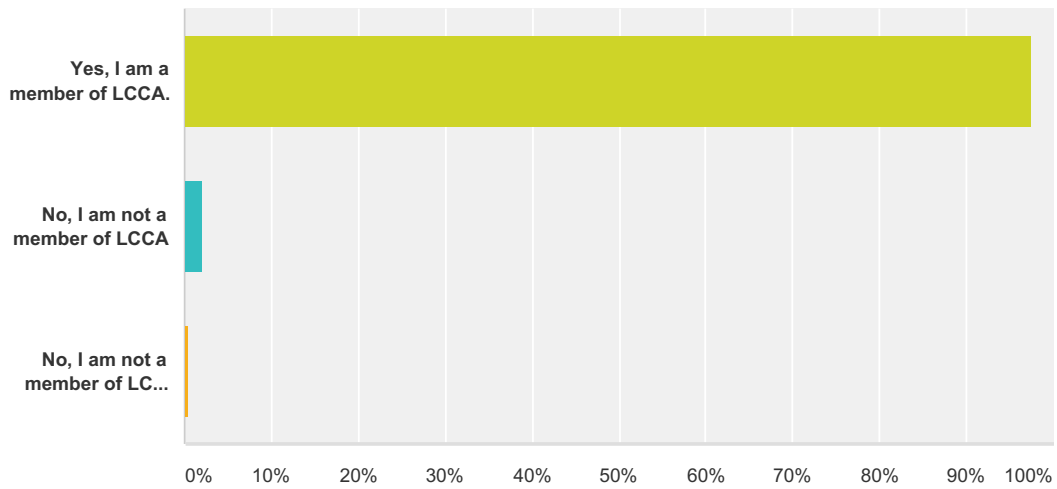
Tell LCCA Poll Question #4

054 - will stay the same or move to 054 - many of the larger items will run on 054	10.66%	21
060 - will stay the same or move to 060	1.02%	2
066 - will stay the same or move to 066	0.00%	0
072 - will stay the same or increase to 072 - want to run the really big items	22.84%	45
Greater than 072 - I like the look of trains on large radius	10.15%	20
I use flex track	4.57%	9
N/A	19.29%	38
Total		197

#	Other (please specify)	Date
1	Bigger is better !	3/21/2014 8:18 AM
2	No flex track planned.	3/20/2014 10:50 PM
3	A loop with wide radius for large loco's and smaller radius for Smaller units	3/20/2014 3:47 PM
4	There will be various radius sizes	3/20/2014 3:40 PM
5	Yes, as previously stated I will convert some of my curves to the Lionel FasTrack R27 Wide Radius Curve when it becomes available.	3/19/2014 5:58 PM
6	It will vary, probably use FasTrack 36, and larger	3/17/2014 6:22 PM
7	I would use at least 048 on the main line but would probably use sharper on sidings	3/17/2014 4:22 PM

Q7 Are you a member of The Lionel Collectors Club of America?

Answered: 198 Skipped: 9



Answer Choices	Responses
Yes, I am a member of LCCA.	97.47% 193
No, I am not a member of LCCA	2.02% 4
No, I am not a member of LCCA but I am considering joining.	0.51% 1
Total	198